

# Meeting the Mobility Needs of an Aging Population

---

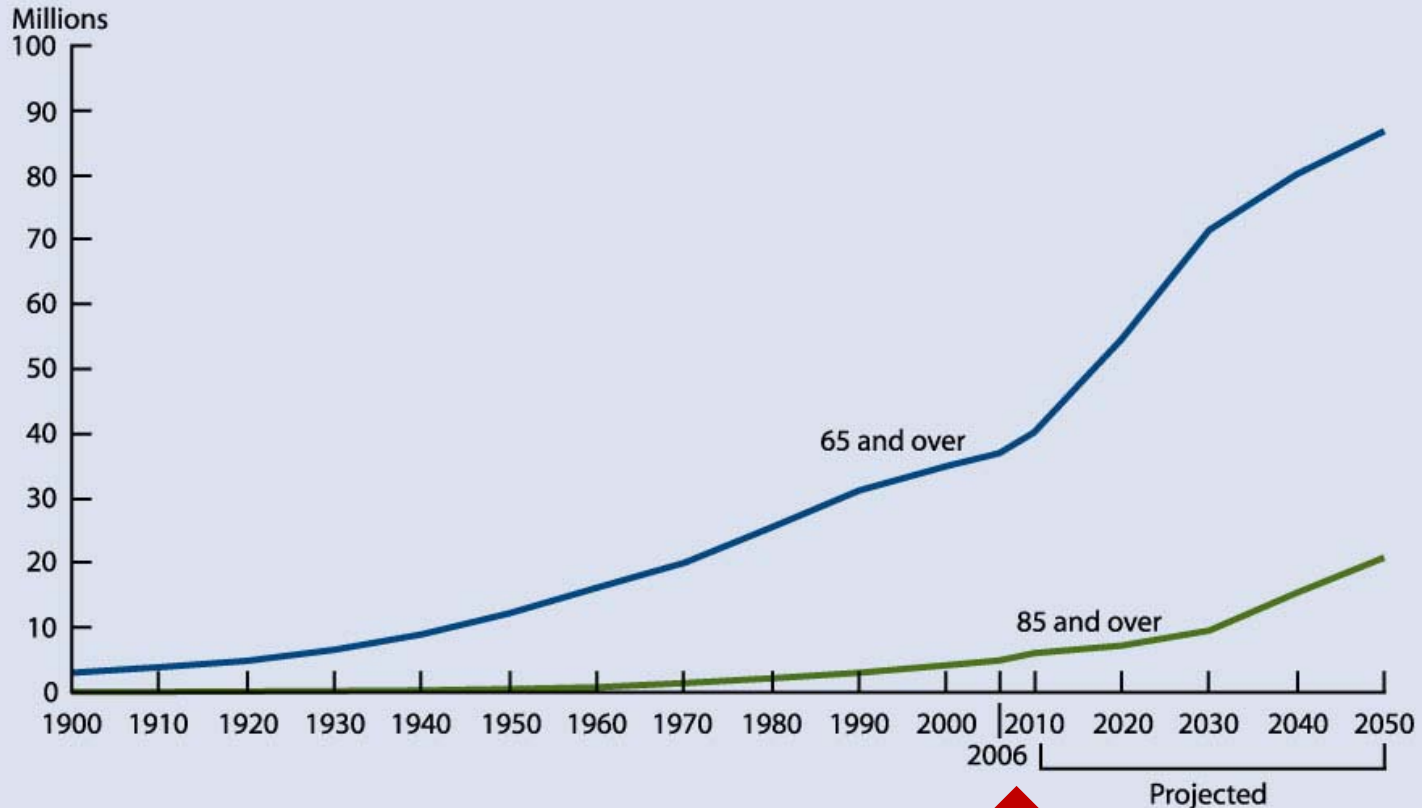
An Overview of Current Trends and  
Practices in the Field of Senior and  
Disabled Mobility

“Beginning January 1, 2006, on average, a new 60 year old was celebrating a birthday every seven seconds, and these celebrations will continue for another 18 years. The impact of this demographic shift will affect every level of our social, economic and political systems.”

Source: Report of the 2005 White House Conference on Aging, The Booming Dynamics of Aging: From Awareness to Action

# Increase in Number of People Age 65 and Over, 1900-2050

Number of people age 65 and over, by age group, selected years 1900–2006 and projected 2010–2050

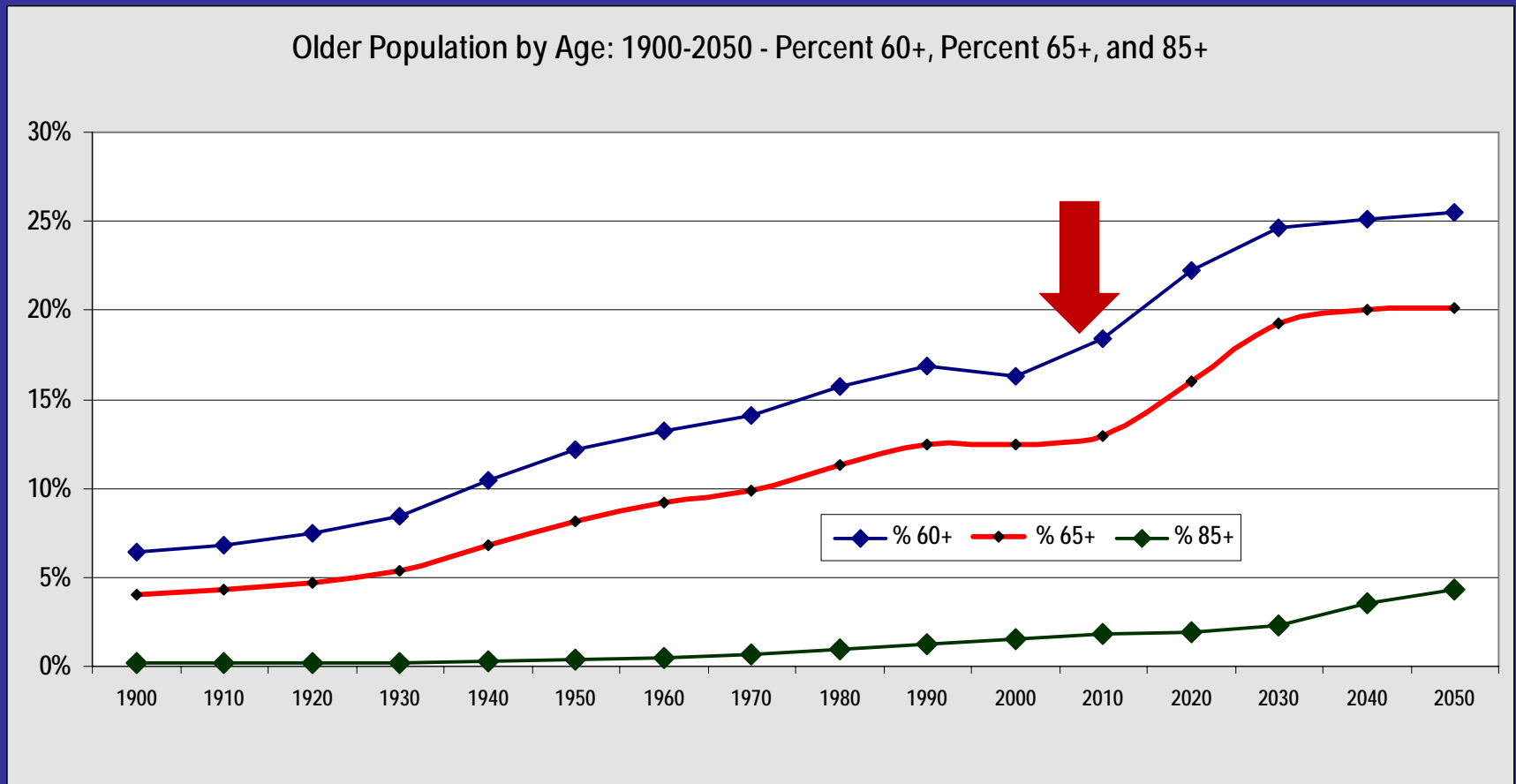


Note: Data for 2010–2050 are projections of the population.

Reference population: These data refer to the resident population.

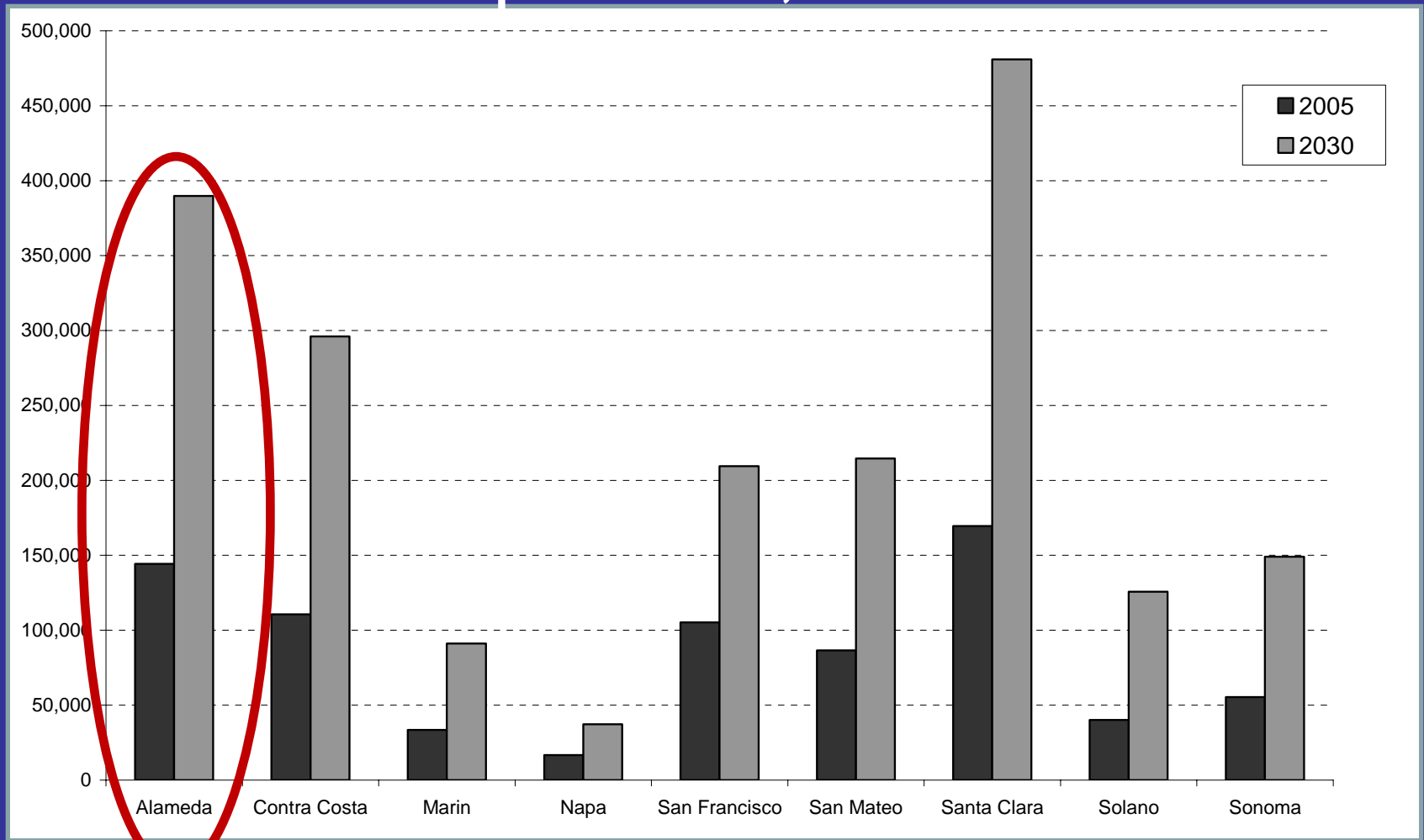
Source: U.S. Census Bureau, Decennial Census, Population Estimates and Projections.

# Older Population as Percent of Total Population, 1900-2050



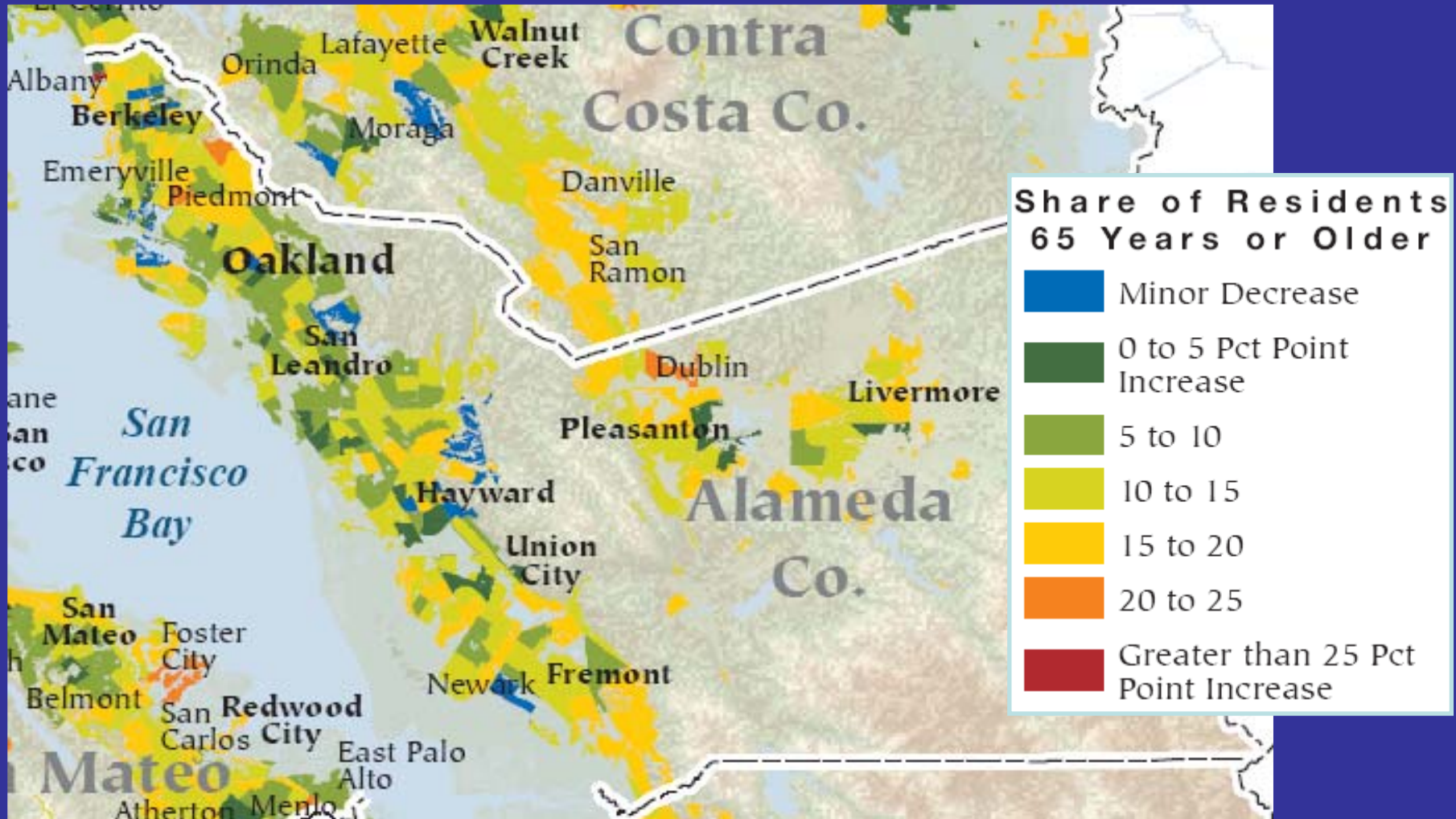
Source: U.S. Administration on Aging; Projections from U.S. Census Population Division (August 2008)

# Projected Growth in Bay Area 65+ Population, 2005-2030



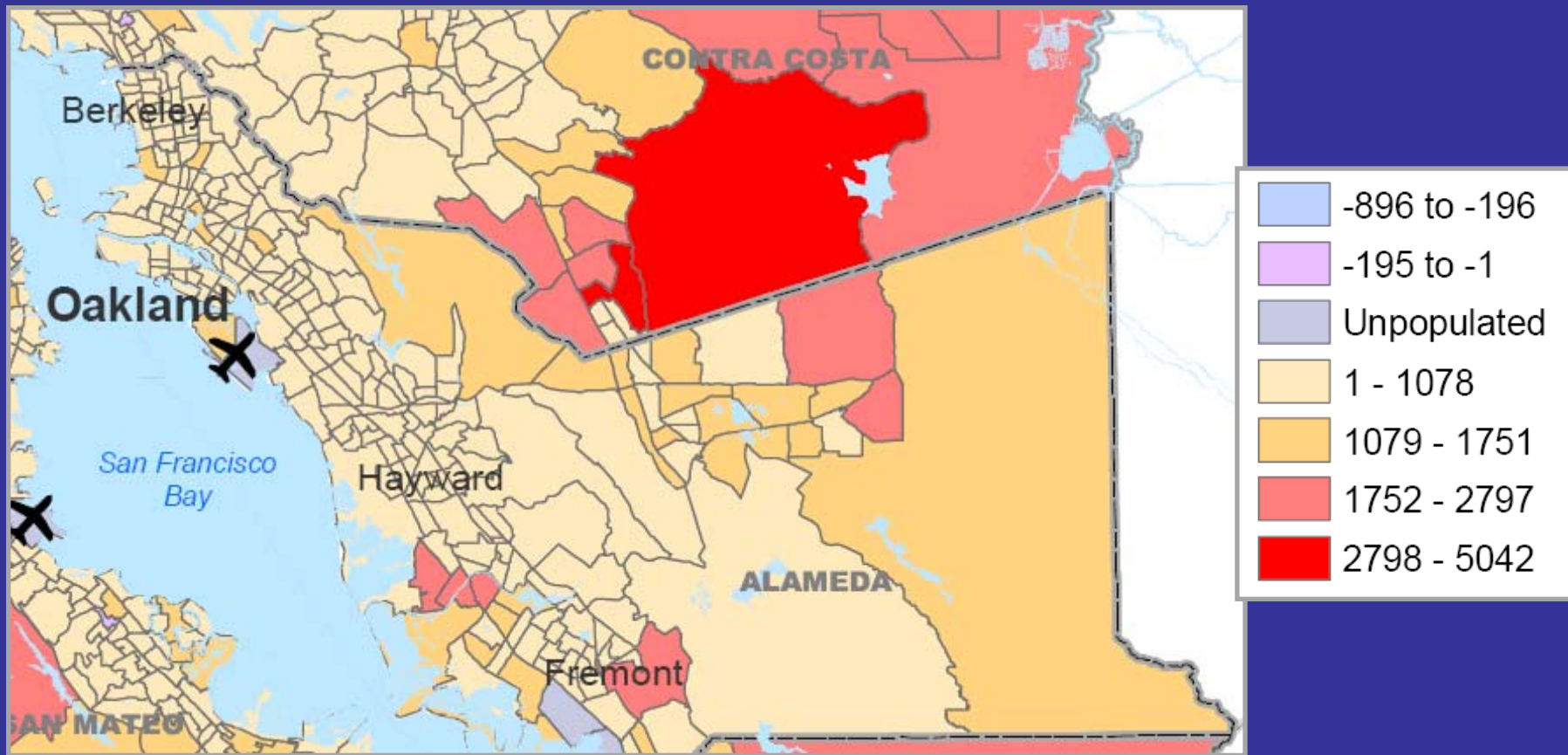
Sources: Bay Area Coordinated Public Transit-Human Services Transportation Plan (2008);  
U.S. Census 2005 American Community Survey, ABAG Projections 2005.

# Projected Percentage Point Increase in Residents 65+, 2005-2035



Source: Metropolitan Transportation Commission, December 2007

# Projected 65+ Population Change, 2000-2025



Source: Bay Area Older Adults Transportation Study (June 2002); ABAG projections

# The Transportation Issue

- More than one in five Americans age 65 and older do not drive
- Research suggests that a 75-year old today is likely to experience 6-10 years of nondriving
- *A multi-faceted, multi-modal approach is needed to meet the mobility needs of the aging population*

# How Are Communities Responding?

- New and innovative mobility-related services
  - Projects that increase/improve transit access
  - Making a wider variety of mobility options available
- Community-wide planning for aging friendly communities and senior mobility
- Increased coordination and collaboration among service providers; mobility management

# Improving Transit Access

- Travel training, transit ambassadors, and “travel hosts”



*Lane Transit District (Eugene, OR) provides travel hosts at its transit hub to provide assistance with transfers for seniors, people with disabilities, and others. Hosts have a daily list of riders requiring assistance.*

*An estimated 75% of current travel trainees could not use the system independently without the assistance of the travel hosts.*

# Improving Transit Access

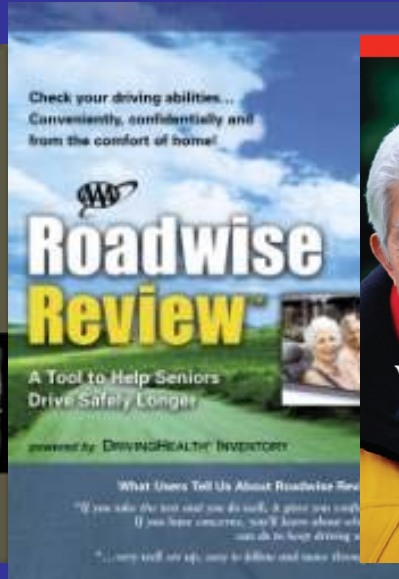

- Improving access to bus stops for people with disabilities or mobility limitations



*The Easter Seals Project ACTION Bus Stop Accessibility Toolkit is a resource for identifying and addressing accessibility issues at bus stops.*

# Expanding Mobility Options: Prolonged Safe Driving

- American Society on Aging/NHTSA Drive Well Toolkit and Training Program
- AARP/AAA CarFit events
- AAA Roadwise Review



*A variety of educational resources, toolkits and trainings for older adults aging and transportation professionals, and family members*

# Expanding Mobility Options: Senior-Focused Transit Services

- Shuttles and specialized transit services focused on common origins and destinations for older adults



*RTC of Southern Nevada offers “Silver Star” routes—designed in concert with seniors—that provide neighborhood loop service 2 days/week and connect to regular fixed-route services for travel throughout the system. Demand-responsive services are also provided in key senior-dense areas.*

# Expanding Mobility Options: Volunteer Driver Programs

- Programs may include such features as door-through-door escorts, web-based scheduling, and transportation credits for drivers



*San Diego's Jewish Senior Services Council operates complementary volunteer driver and shuttle programs. A shuttle serves popular trips to reduce demand on the volunteer driver program; volunteers may serve as escorts on shuttle trips. Volunteers self-schedule using a web-based tool.*

# Expanding Mobility Options: New Market-Rate Services for Seniors

- “Premium” services may become more common as wealthier Baby Boomers age; public-private partnerships are possible



*SilverRide provides door-through-door escorted senior transportation and courier services in San Francisco. The service operates like a taxi, but was designed with seniors' specific transportation concerns in mind.*

# Community-Wide Planning

- Multi-disciplinary efforts to evaluate needs and prioritize projects and programs to create aging friendly communities

## Anticipating the Future

Fairfax  
**50+**

A c t i o n P l a n  
2 · 0 · 0 · 7

*Responding to a request from the Board of Supervisors, Fairfax County (VA) departments identified over 60 actions and initiatives to address an aging population, including aging friendly planning and development guidelines and several transportation initiatives. The Area Commission on Aging produces an annual score card .*


# Community-Wide Planning



*Tri-City Elder Coalition's 18-month Pathways to Positive Aging planning project culminated in development of a Community Strategic Plan focused on quality of life for older adults in Fremont, Newark, and Union City*

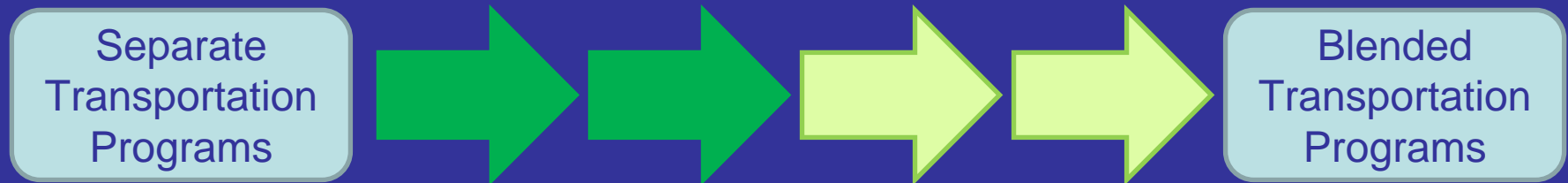
*The plan identifies specific actions and initiatives and engages government, the medical community, the faith community, cultural communities, the private and non-profit sectors, and families and caregivers.*

# Transportation Coordination: A Continuum of Activities




- First level: Improve communication and cooperation among transportation providers and other organizations
  - Advocacy and coalition-building
  - Information and referral
  - Sharing technical expertise
  - Joint planning

# Transportation Coordination: A Continuum of Activities




- Second level: Further coordination between partners
  - Partners use or subsidize transportation service for client travel
  - Travel training partnerships
  - Mobility management partnerships
    - Steps to consolidate information, support improved access to services by consumers, reduce duplicative services, etc.

# Transportation Coordination: A Continuum of Activities



- Third level: Actions by transportation operators to coordinate services
  - Joint grant applications
  - Vehicle sharing
  - Joint driver training or vehicle storage
  - Centralized reservations, scheduling or dispatching

# Transportation Coordination: A Continuum of Activities



- Fourth level: Actions that result in changes to the structure of transportation programs
  - Agency contracting with another for services
  - Transportation brokerage
  - Consolidation of transportation programs

# Transportation Coordination: A Continuum of Activities

- Actions and activities at the “lower” levels of the coordination continuum can be just as valuable as those that result in blended transportation services
- Today, we are all participating in key coordination activities: sharing expertise, planning together, and potentially building new partnerships

# Today's meeting

- Everyone in this room has been involved with new and innovative services, community-wide planning, and/or coordination efforts in Alameda County
- Today we will engage your experience and expertise to:
  - ▶ *Update our collective understanding of mobility needs and issues in Alameda County*
  - ▶ *Explore opportunities for increased coordination among our agencies (and others)*
  - ▶ *Share information about best practices and technical resources, and identify technical assistance or resource needs*

***Let's Begin!***