

**ACTIA Annual Programs Compliance Report
July 1, 2004 through June 30, 2005 Reporting Year**

Submitted by:

Alameda-Contra Costa Transit District

Date: December 31, 2005

Prepared for
Alameda County Transportation Improvement Authority
426 – 17th Street, Suite 100
Oakland, CA 94612

(Note: Please submit an electronic version of this report by December 31 to Tess Lengyel, ACTIA Programs and Public Affairs Manager at tlengyel@acta2002.com. A hard copy must also be received in the mail.)

Table of Contents

MASS TRANSIT PROGRAMS REPORT SUMMARY..... 1
LOCAL STREETS AND ROADS PROGRAMS REPORT SUMMARY3
BICYCLE AND PEDESTRIAN PROGRAMS SAFETY REPORT SUMMARY6
PARATRANSIT PROGRAMS REPORT SUMMARY9

ATTACHMENTS

ATTACHMENT A: Newsletter Publications

ATTACHMENT B: Website Information

ATTACHMENT C: Photos of signage/projects/programs

Mass Transit Program Report Summary

Report Submitted by: Alameda-Contra Costa Transit District
 Agency Mass Transit Contact Name: Deborah McClain, Chief Financial Officer
 Agency Address: 1600 Franklin Street, Oakland, CA 94612
 Agency Mass Transit Contact Phone Number: (510) 891-4752
 Agency Mass Transit Contact Fax: (510) 891-7157
 Agency Mass Transit Contact e-mail address: dmcclain@actransit.org

1. ACTIA Mass Transit Program funds received/expended (accrual basis). These numbers should be the same as those reported in your compliance audit:

	03/04 UNSPENT BALANCE	04/05 REVENUES EXPENSED		ENDING BALANCE
	\$0,000.00	\$20,818,624	\$20,818,624	\$0,000.00
North		\$ 9,158,357	\$ 9,158,357	\$0,000.00
Central		\$ 4,579,334	\$ 4,579,334	\$0,000.00
South		\$ 1,552,844	\$ 1,552,844	\$0,000.00
W to W North		\$1,194,568	\$1,194,568	\$0,000.00
W to W Central		\$ 211,924	\$ 211,924	\$0,000.00
Non-Specific Measure B (old Measure B)		\$ 125,305	\$ 125,305	\$0,000.00

If applicable, explain why expenditures in Reporting Year 2004/2005 were less than or greater than the amount the Agency has received and, if less than, what the Agency intends to do with the additional funds.

Please describe here.

2. Publication date(s) in Newsletter(s) (Agency or ACTIA Newsletter) highlighting Mass Transit projects/programs funded by Measure B:

Government Relations Page
<http://www.actransit.org/aboutac/govrelations.wu>

3. Website address(es): <http://www.actransit.org/aboutac/govrelations.wu>
 Your website should describe Mass Transit projects and programs funded by Measure B, with updated and accurate information, and should also have a link to www.acta2002.com. Please include printout in Attachment B.

4. Describe signage used illustrating the use of Measure B funds. Include photos, if applicable, in Attachment C.

5. *Describe the Mass Transit programs/project(s) implemented with Measure B funds in FY 04/05. Complete Table 1 below by listing project name, planning, area, project description, project benefits, estimated number of trips provided with Measure B funds, total project cost and Measure B expenditures. Include separate descriptions for each revenue stream. For example, if the agency receives funds that must be expended in a particular planning area or for a particular purpose, those must be described separately in Table 1. Include Photographs in Attachment C, if applicable.*

General

Measure B continues to partially fund the operating expenses of AC Transit's fixed-route service in Northern, Central, and Southern Alameda County, as well as Welfare-to-Work services in Northern and Central Alameda County. AC Transit service is provided seven days a week on most routes, with service available 24 hours a day on selected routes. Photos of AC Transit service can be found at <http://www.actransit.org>.

Northern Alameda County

The Northern Alameda County portion of the AC Transit service area includes the cities of Albany, Berkeley, Emeryville, Oakland, Piedmont, and Alameda. In FY 04/05, AC Transit operated approximately 1,150,744 platform hours and approximately 13,588,903 platform miles in Northern Alameda County. Northern Alameda County service accounted for approximately 59.3% of District-wide platform hours and approximately 56.2% of District-wide platform miles in FY 04/05.

As reported to the Federal Transit Administration, the District provided 64,408,980 unlinked passenger trips in FY 04/05. By using the proportion of platform hours in Northern Alameda County, it is estimated that 38,194,525 unlinked passenger trips were provided by the District in Northern Alameda County in FY 04/05.

Several modifications were made to AC Transit service in Northern Alameda County in FY 03/04. Late in June 2004, the District implemented a set of service changes to address a fiscal emergency brought on by a steep decline in tax-based revenues. Lines 21 and 35X were discontinued. Line 59 was modified so that it operated to Montclair and Rockridge BART during the weekday midday period and weekends only. Late evening service on Lines 54 and 56 was eliminated. Headway on Line 57 was increased to match passenger demand. Schedule blocking adjustments on Line 82 resulted in decreased vehicle requirements for that line.

Additional service changes were implemented in August 2004. Lines 47 and 48 were interlined to increase service efficiency. Through blocking and schedule adjustments, the vehicle requirement for Line 50 was reduced without adversely affecting service levels. In addition, the afternoon headway for Line 88 was increased from 20 minutes to 30 minutes.

In April 2005, service adjustments included modifications to Line 40 running times to improve on-time performance and service reliability. In addition, Line N Owl service was re-routed to serve the Coliseum BART station.

As of June 30, 2005, AC Transit service operating in Northern Alameda County included the following lines:

7 Arlington
9 Dwight
11 Harrison
12 Grant
13 14th Street
14 East 18th Street
15 Martin Luther King Jr
19 Hollis
40/40L Telegraph/Telegraph Limited
41 Highland
43 Shattuck
45 Sobrante Park
46 82nd Avenue
47 Maxwell Park
48 High Street
50 Hegenberger
51 Broadway
52 Cedar
52L University Limited

53 Fruitvale
54 35th Avenue
56 Millsmont
57 40th Street (MacArthur)
59/59A Piedmont Avenue
62 San Antonio
63 Alameda Point
65 Euclid
67 Spruce
72 San Pablo Avenue
72M Macdonald
72R San Pablo Rapid
82 International
82L International Limited
88 Market
98 98th Avenue
B Trestle Glen Transbay
C Moraga Avenue Transbay
CB Broadway Terrace Transbay
E Claremont Transbay

F Adeline Transbay
FS North Berkeley Transbay
G Solano Transbay
H Sacramento Transbay
L Pierce Transbay
N MacArthur Owl Transbay
N MacArthur Limited Transbay
NX Grand Lake-Laurel Transbay
NX1 Grand Lake Transbay
NX2 Laurel Transbay
NX3 Eastmont Transbay
O Santa Clara Transbay
OX East Alameda Express Transbay
P Oakland Avenue Transbay
V Park Boulevard Transbay
W Otis Transbay
Z 6th Street Transbay

Measure B also partially funds Welfare-to-Work owl service on selected routes serving Northern Alameda County, including Lines 40, 51, 72M, 82, and N. Approximately 60 hours of owl service are provided each day.

Central Alameda County

The Central Alameda County portion of the AC Transit service area includes the cities of San Leandro and Hayward, as well as the unincorporated communities of San Lorenzo, Castro Valley, Ashland, and Cherryland. In FY 04/05, AC Transit operated approximately 362,912 platform hours and approximately 4,829,627 platform miles in Central Alameda County. Central Alameda County service accounted for approximately 18.7% of District-wide platform hours and approximately 20.0% of District-wide platform miles in FY 04/05.

As reported to the Federal Transit Administration, the District provided 64,408,980 unlinked passenger trips in FY 04/05. By using the proportion of platform hours in Central Alameda County, it is estimated that 12,044,479 unlinked passenger trips were provided by the District in Central Alameda County in FY 04/05.

Several significant adjustments were made to AC Transit service in Central Alameda County in FY 04/05. In June 2004, Central Alameda County service changes to address the District's fiscal emergency included the elimination of Line 36X and headway increase to match passenger demand on Line 93. In addition, as mentioned previously, vehicle requirements were reduced on Line 82 through blocking adjustments and running time changes.

The August 2005 reduction in Line 50 vehicle requirements primarily affected Northern Alameda County, but since the route operates in a portion of Central Alameda County, savings were realized there as well. Similarly because a portion of Line 40 operates in Central Alameda County, the April 2005 adjustments to that line generated service efficiencies in both Northern and Central Alameda County.

As of June 30, 2005, AC Transit service operating in Central Alameda County included the following lines:

40/40L Telegraph/Telegraph Limited	84 Somerset	99 Mission
50 Hegenberger	85 Washington	210 Fremont Boulevard
55 Mulford Gardens	86/386 Winton/Winton Weekend	M San Mateo Bridge Transbay
77 Soto	87 Seven Hills	S Calaroga Transbay
80 B Street	91 Redwood	SA Washington Manor Transbay
81 Wicks	92 Southland	SB Newark Transbay
82 International	93 San Lorenzo Village	
82L International Limited	94 Hayward Highlands	
83 Clawiter	95 Fairview	
	97 Hesperian	

Measure B also partially funds Central Alameda County Welfare-to-Work service on Lines 83, 86, and 386, serving the Hayward industrial area. In addition, as mentioned above, Measure B funds a portion of the Welfare-to-Work owl service on Line 82.

Individually, approximately 76 hours of service were provided each day to the Hayward industrial area lines and approximately 8 hours of owl service were provided each day along East 14th Street/Mission Boulevard.

Southern Alameda County

The Southern Alameda County portion of the AC Transit service area includes the cities of Fremont and Newark and is also known as Special Transit Service District 2. In FY 04/05, AC Transit operated approximately 189,448 platform hours and approximately 2,495,763 platform miles in Southern Alameda County. Southern Alameda County service accounted for approximately 9.8% of District-wide platform hours and 10.3% of District-wide platform miles in FY 04/05.

As reported to the Federal Transit Administration, the District provided 64,408,980 unlinked passenger trips in FY 04/05. By using the proportion of platform hours in Southern Alameda County, it is estimated that 6,312,080 unlinked passenger trips were provided by the District in Southern Alameda County in FY 04/05.

The District's fiscal emergency leading to the June 2004 service changes also affected service in Southern Alameda County. Segments of Lines 213 and 232 were recombined to create new Lines 216 and 332.

Through a funding agreement with Stanford University, Line U was introduced in August 2004, providing peak period Transbay service between the cities of Fremont and Newark to Stanford University via the Dumbarton Bridge.

As of June 30, 2005, AC Transit service operating in Southern Alameda County included the following lines:

99 Mission
210 Fremont Boulevard
211 Centerville
212 Irvington
213 Mowry
214 Stevenson
215 Osgood
216 Niles
217 Mission San Jose
218 Thornton
231 Blacow
232 Ardenwood
235 Albrae
332 Ardenwood Weekend
SB Newark Transbay
U Stanford Express Transbay

6. *Describe planned Mass Transit improvements to be implemented with Measure B funds and the projected schedule.*

Measure B will continue to partially fund the operating expenses of AC Transit, including Welfare-to-Work service. While the decision to make the majority of the service changes referenced above was not an easy one, the changes were necessary in order to protect the District's viability. District staff took due diligence to ensure that the fewest number of patrons possible were adversely affected, while simultaneously preserving a balance of service supplied in each reporting area. When the fiscal climate improves and resources permit, the District will seek to restore service to each reporting area based on established policies.

In Northern Alameda County, service restorations would include upgrade of Telegraph/International/East 14th Street service to Rapid Bus levels; extension of Line 88 to Solano Avenue via Santa Fe Avenue; restoration of night and weekend service on Line 98; implementation of all-day service on Cedar Street (Berkeley); extension of Line 7 to Montclair; extension of Line 12 to Jack London Square and Fruitvale BART; and increase in frequency on Lines 9, 12; 43, 51, and 57.

In Central Alameda County, service restorations would include extension of Line 99 to Bayfair BART and increase in frequency on Line 87 and 93. In addition, the Central County Service Plan would continue to be implemented, as well as directing efforts towards creating Bayfair BART as a transit hub.

In Southern Alameda County, service restorations are pending final acceptance of recommendations from the District 2 Transit Assessment Study. Some possible alternatives include additional service on arterial streets, flexible service, or express bus service.

It should be stressed that the details above are merely illustrative. Until the District is in a financial position to actually provide additional service, no firm commitments can be given.

Table 1
Measure B-funded Mass Transit

Jurisdiction:

Project Name	Planning Area	Description	Benefits	Estimated Number of trips provided with Measure B funds* in FY 04/05	Total Project Cost	Measure B Expenditures in FY 04/05
Regular Transit Service	Northern Alameda County	Transit Operations	Mobility	38,194,525	\$ 9,158,357	\$ 9,158,357
Regular Transit Service	Central Alameda County	Transit Operations	Mobility	12,044,479	\$ 4,579,334	\$ 4,579,334
Regular Transit Service	Southern Alameda County	Transit Operations	Mobility	6,312,080	\$ 1,552,844	\$ 1,552,844
Welfare-to-Work Transit Service	Northern Alameda County	Transit Operations	Mobility, access to/from jobs during evening & late evening	<i>Included with Regular Transit Service, Northern Alameda County</i>	\$ 1,194,568	\$ 1,194,568
Welfare-to-Work	Central Alameda County	Transit Operations	Mobility, access to/from jobs during evening & late evening	<i>Included with Regular Transit Service, Northern Alameda County</i>	\$ 211,924	\$ 211,924
Subtotal					\$ 16,697,027	\$ 16,697,027
Non-specific Measure B (old)					\$ 125,305	\$ 125,305
Total Measure B, FYE June 30, 2005					\$ 16,822,332	\$ 16,822,332

*Use percentage of Measure B funds in total budget to estimate number of trips funded by Measure B.

HD NOTE: Figures for Column E from attached text instead

Attachment A
(Measure B Comparison Report)

FY 2003/04
Operated Vehicle Miles and Hours

	<u>Annual Vehicle Miles</u>	<u>% of Total Vehicle Miles</u>	<u>Annual Vehicle Hours</u>	<u>% of Total Vehicle Hours</u>
District 1 Alameda County	19,074,134	74.40%	1,587,580	76.92%
District 2 Alameda County	3,314,762	12.93%	235,408	11.41%
District 1 Contra Costa County	3,246,960	12.67%	240,934	11.67%
Contract Service	<u>0</u>	<u>0.00%</u>	<u>0</u>	<u>0.00%</u>
Total FY 2003/04	25,635,856	100.00%	2,063,922	100.00%

FY 2004/05
Operated Vehicle Miles and Hours

	<u>Annual Vehicle Miles</u>	<u>% of Total Vehicle Miles</u>	<u>Annual Vehicle Hours</u>	<u>% of Total Vehicle Hours</u>
District 1 Alameda County	18,418,530	76.17%	1,513,655	77.99%
District 2 Alameda County	2,495,763	10.32%	189,448	9.76%
District 1 Contra Costa County	3,179,606	13.15%	232,944	12.00%
Contract Service	<u>85,570</u>	<u>0.35%</u>	<u>4,814</u>	<u>0.25%</u>
Total FY 2004/05	24,179,469	100.00%	1,940,861	100.00%

Attachment B
(Measure B Worksheet Calculations)

Measure "B" Worksheet Calculations FY 2004/2005					
2004/2005					
	Annual Vehicle Hours	% of Total Vehicle Hours		Annual Vehicle Miles	% of Total Vehicle Miles
Ala. Co. (Dist. 1)	1,513,655	77.99%	Ala. Co. (Dist. 1)	18,418,530	76.17%
Ala. Co. (Dist. 2)	189,448	9.76%	Ala. Co. (Dist. 2)	2,495,763	10.32%
CC Co. (Dist 1)	232,944	12.00%	CC Co. (Dist 1)	3,179,606	13.15%
Contract Service	4,814	0.25%	Contract Service	85,570	0.35%
Total (OTS370)	1,940,861	100.00%	Total (VMDS78R2)	24,179,469	100.00%
2003/2004					
Ala. Co. (Dist. 1)	1,587,580	76.92%	Ala. Co. (Dist. 1)	19,074,134	74.40%
Ala. Co. (Dist. 2)	235,408	11.41%	Ala. Co. (Dist. 2)	3,314,762	12.93%
CC Co. (Dist 1)	240,934	11.67%	CC Co. (Dist 1)	3,246,960	12.67%
Contract Service	0	0.00%	Contract Service	0	0.00%
Total (OTS370)	2,063,922	100.00%	Total (VMDS78R2)	25,635,856	100.00%
Change					
Ala. Co. (Dist. 1)	(73,925)	60.07%	Ala. Co. (Dist. 1)	(655,604)	45.02%
Ala. Co. (Dist. 2)	(45,960)	37.35%	Ala. Co. (Dist. 2)	(818,999)	56.23%
CC Co. (Dist 1)	(7,990)	6.49%	CC Co. (Dist 1)	(67,354)	4.62%
Contract Service	4,814	-3.91%	Contract Service	85,570	-5.88%
Total	(123,061)	100.00%	Total	(1,456,387)	100.00%
% Change					
Ala. Co. (Dist. 1)	-4.66%			-3.44%	
Ala. Co. (Dist. 2)	-19.52%			-24.71%	
CC Co. (Dist 1)	-3.32%			-2.07%	
Contract Service	n/a			n/a	
Total	-5.96%			-5.68%	

Attachment C
(Breakdown of Regions by Division)

Region	Division 2 Emeryville		Division 3 Richmond		Division 4 East Oakland		Division 6 Hayward		TOTAL			
	Platform Hours	Platform Miles	Platform Hours	Platform Miles	Platform Hours	Platform Miles	Platform Hours	Platform Miles	Platform Hours	Platform Miles	Platform Hours (%)	Platform Miles (%)
Western Contra Costa County (Richmond, El Cerrito, El Sobrante, San Pablo)	19,961	178,176	212,983	3,001,430					232,944	3,179,606	12.0%	13.2%
Northern Alameda County (Berkeley, Emeryville, Oakland, Piedmont, Alameda)	493,806	5,076,436	71,876	801,780	514,378	6,968,565	70,685	742,122	1,150,744	13,588,903	59.3%	56.2%
Central Alameda County (San Leandro, San Lorenzo, Castro Valley, Hayward)					36,011	444,184	326,901	4,385,443	362,912	4,829,627	18.7%	20.0%
Southern Alameda County (Fremont, Newark)							189,448	2,495,763	189,448	2,495,763	9.8%	10.3%
Dumbarton Express (Contract Service)							4,814	85,570	4,814	85,570	0.2%	0.4%
TOTAL	513,767	5,254,612	284,859	3,803,210	550,389	7,412,749	591,847	7,708,898	1,940,861	24,179,469	100.0%	100.0%

See Table 1

5. Describe planned Mass Transit improvements to be implemented with Measure B funds and the projected schedule.

Include description and schedule here.

Local Streets and Roads Program Report Summary

Report Submitted by: (Agency)

Agency Local Streets and Roads Contact Name:

Agency Address:

Agency Local Streets and Roads Contact Phone Number:

Agency Local Streets and Roads Contact Fax:

Agency Local Streets and Roads Contact e-mail address:

1. ACTIA Local Streets and Roads Program funds received/expended (accrual basis). These numbers should be the same as those reported in your compliance audit:

03/04	04/05		ENDING
UNSPENT BALANCE	REVENUES	EXPENSED	BALANCE
\$0,000.00	\$0,000.00	\$0,000.00	\$0,000.00

If applicable, please explain why expenditures in Reporting Year 2004/2005 were less than or greater than the amount the Agency has received and, if less than, what the Agency intends to do with the additional funds.

Please describe here.

2. Publication date(s) in Newsletter(s) (Agency or ACTIA Newsletter) highlighting Local Streets and Roads projects/programs funded by Measure B:

Please include a copy of the newsletter(s) in Attachment A.

3. Website address(es):

Your website should describe Local Streets and Roads projects and programs funded by Measure B, with updated and accurate information, and should also have a link to www.acta2002.com. Please include printout in Attachment B.

4. Describe signage used in this project/program indicating the use of Measure B funds.

Please include photos in Attachment C.

5. Certified number of road-miles within jurisdiction. For Alameda County, include certified miles in each planning area:

This figure should be consistent with number of miles reported to state and federal agencies.

6. Jurisdiction population:

This figure should reflect population as of June 30, 2005.

7. Describe the local streets and roads/local transportation programs/project(s) implemented with Measure B funds in FY 04/05. Please complete Table 2 below by listing project name, project description, project benefits, dates of completion, quantity constructed, total project costs and Measure B expenditures. Include Photographs in Attachment C.

8. Describe planned local streets and roads/local transportation improvements to be implemented with Measure B funds and the projected schedule.

Include description and schedule here.

Bicycle and Pedestrian Safety Program Report Summary

Report Submitted by: (Agency)

Agency Bicycle and Pedestrian Contact Name:

Agency Address:

Agency Bicycle and Pedestrian Contact Phone Number:

Agency Bicycle and Pedestrian Contact Fax:

Agency Bicycle and Pedestrian Contact e-mail address:

1. ACTIA Bicycle and Pedestrian funds received/expended (accrual basis). These numbers should be the same as those reported in your compliance audit:

03/04	04/05		ENDING
UNSPENT BALANCE	REVENUES	EXPENSED	BALANCE
\$0,000.00	\$0,000.00	\$0,000.00	\$0,000.00

If applicable, explain why expenditures in Reporting Year 2004/2005 were less than or greater than the amount the Agency has received and, if less than, what the Agency intends to do with the additional funds.

Please explain here

2. Publication date(s) in Newsletter(s) (Agency or ACTIA Newsletter) highlighting Bicycle and Pedestrian Safety projects/programs funded by Measure B:

Please include a copy of the newsletter(s) in Attachment A.

3. Website address(es):

Your website should describe Bicycle and Pedestrian Safety projects and programs funded by Measure B, with updated and accurate information, and should also have a link to www.acta2002.com. Please include printout in Attachment B.

4. Describe signage used in this project/program indicating the use of Measure B funds, or acknowledgement in programs/plans.

Please include photos in Attachment C.

5. Describe the Bicycle and Pedestrian Safety programs/project(s) implemented with Measure B funds in FY 04/05. Complete Table 3 below by listing project name as titled in the prioritized projects list submitted to ACTIA, a project description, project benefits, date of completion, quantity constructed, total project costs and Measure B expenditures.

Please include photos in Attachment C.

6. Describe planned Bicycle and Pedestrian Safety improvements to be implemented with Measure B funds and the projected schedule.

Include description and schedule here.

Paratransit Program Report Summary

Report Submitted by: Alameda-Contra Costa Transit District
Agency Paratransit Contact Name: Mallory Nestor-Brush
Agency Address: 1600 Franklin Street, Oakland, CA 94612
Agency Paratransit Contact Phone Number: (510) 891-7213
Agency Paratransit Contact Fax: (510) 891-4834
Agency Paratransit Contact e-mail address: mnestor@actransit.org

1. ACTIA Paratransit Program funds received/expended (accrual basis). These numbers should be the same as those reported in your compliance audit:

03/04	04/05		ENDING
UNSPENT BALANCE	REVENUES	EXPENSED	BALANCE
\$0,000.00	\$3,996,292	\$12,638,759	\$0,000.00

If applicable, please explain why expenditures in Reporting Year 2004/2005 were less than or greater than the amount the Agency has received and, if less than, what the Agency intends to do with the additional funds.

Please describe here.

2. Publication date(s) in Newsletter(s) (Agency or ACTIA Newsletter) highlighting Paratransit projects/programs funded by Measure B:

Article for ACTIA Newsletter transmitted to Tes Lengyel on June 24, 2005 is included in Attachment A.

Please include a copy of the newsletter(s) in Attachment A.

3. Website address(es):

<http://www.actransit.org/aboutus/governmentrelations.wu#below> or
<http://www.actransit.org/riderinfo/riderguides/paratransit.wu>

Your website should describe Paratransit projects and programs funded by Measure B, with updated and accurate information, and should also have a link to www.acta2002.com. Please include printout in Attachment B.

4. Describe signage used in this project/program indicating the use of Measure B funds.

Bumper sticker has been placed on all East Bay Paratransit vehicles.

A photocopy of the Measure B bumper sticker is included in Attachment C (hardcopy).

Please include photos in Attachment C

5. Describe paratransit programs/project(s) implemented with Measure B funds in FY 04/05. Complete Table 4 below by listing project name, planning area, project description, project benefits. Estimated number of trips provided with Measure B funds, total project cost and Measure B expenditures have already been provided for base program in the October End of the Year report and are not required here. However, for Coordination/GAPS in service and ENABL programs, please briefly describe programs implemented, expenditures and benefits. Include Photographs in Attachment C, if applicable.

Measure B funds were devoted exclusively to East Bay Paratransit, a partnership between AC Transit and BART. East Bay Paratransit provides ADA mandated service to people with disabilities who have been determined to be eligible for it. In FY 04/05, East Bay Paratransit provided a total of 688,442 passenger trips to riders from Alameda and Contra Costa County at a cost to the agencies of about \$25,000,000. Of the total, 509,260 trips were taken by North and Central Alameda County residents. This represented a combined cost to the agencies of \$18,317,042. Measure B contributed approximately 25% of the funding of those trips.

Table 4 is not applicable to East Bay Paratransit as estimated number of trips provided with Measure B funds, total project cost and Measure B expenditures have already been provided for base program in the October End of the Year report.

6. Describe any changes to the planned FY 05/06 Paratransit Program and schedule to be implemented with Measure B funds, including changes to the intended uses of fund reserves, if the jurisdiction maintains one.

In FY 05/06 East Bay Paratransit intends to continue to provide ADA compliant service according to the plan submitted to and approved by ACTIA.

ATTACHMENT A

Newsletter Publications

Article for ACTIA Newsletter

Submitted June 25, 2005

BART on Rubber Tires

Mostly BART is a “steel wheels” rail transit service, but part of BART is actually a small “rubber tire” bus operation. That part is East Bay Paratransit, BART’s door-to-door service for people with severe disabilities who cannot use the trains. BART operates this service in conjunction with AC Transit. This type of service is mandated by the Americans with Disabilities Act to provide public transportation to people whose disabilities prevent them from using regular fixed route transit.

East Bay Paratransit is the third largest “ADA paratransit service” in the Bay Area (following MUNI’s and Santa Clara Valley Transportation Authority’s services). But what does “largest” actually mean in human terms? Here’s the story:

East Bay Paratransit carries more than 2400 people with disabilities every day to their destinations in Alameda, Contra Costa, or San Francisco Counties.

To accomplish this, East Bay Paratransit and its contractors employ over 400 people: approximately 300 drivers, 20 dispatchers, 30 mechanics and maintenance workers, 40 call center agents, 10 clerks, and a handful of managers and administrators.

The East Bay Paratransit staff use 65 computers and 60 phones.

They drive about 200 paratransit vehicles, based in five bus yards in Alameda County.

They keep the phones open and vehicles on the road for 20 or more hours each and every day.

All told, the **East Bay Paratransit vehicles travel over 20,000 miles per day every day**, taking the 2400 passengers where they are going. That’s the equivalent of more than 25 round trips daily between Oakland and Los Angeles (more than Southwest Airlines!)—OR—seven trips across the country to Washington D.C. every day!

Another way to look at East Bay Paratransit is to compare it with the smaller fixed route bus operators in the Bay Area. Here the best comparison is with CCCTA, the County Connection. East Bay Paratransit has about the same number of vehicles and employees and a similar annual budget—over \$25 million per year.

East Bay Paratransit Measure B covers about 20% of the operating costs for East Bay Paratransit. The remainder is funded by AC Transit and BART. Thank you to the voters of Alameda County for Measure B's contribution to providing this extensive and needed transportation to people with disabilities in Alameda County.

ATTACHMENT B

**Website Information
(Hardcopy attached)**



About Us

[Rider Info](#) [Customer Assistance](#) [Planning Focus](#) [Environment](#) [About Us](#) [Careers](#) [Purchasing](#)

GOVERNMENT RELATIONS

[Board Of Directors](#)
[Government Relations](#)
[Facts & Figures](#)
[History](#)
[Subscribe to e-News](#)

Search:

[Advanced Search](#)

Try these links to find specific documents:

[Find a GM Memo](#)
[Find a Board Policy](#)


Each year AC Transit's Board of Directors adopts a state and federal advocacy program. The District tracks relevant legislation and issues at the state and federal levels and keeps a record of its relevant positions on each bill or issue. Please e-mail any questions or concerns to [Jim Gleich Deputy General Manager](#).

See our Board of Directors' position on [pending legislation](#).

AC Transit relies upon [Measure B money](#) to provide a significant amount of its service. For a brief description of how AC Transit is using this money, please read [below](#).

For national and statewide transportation resources, select the following link:

http://www.mtc.ca.gov/links/state_and_national.htm



2005 State Advocacy Program

Funding

- Support legislation to increase bus transit operating funds.
- Support legislation that creates new sources for transit operating funds, including development fees, payroll taxes and expanding sales tax to include professional services.
- Oppose efforts to divert Public Transportation Account funds to other programs.
- Support legislation to provide funding for AC Transit to enhance home-to-work transportation services for CalWORKS recipients.
- Support legislation to provide bus passes for low-income students within AC Transit's service area.
- Support legislation to equitably distribute existing home-to-school transportation funds.
- Support legislation or administration action to remove state barriers to the use of Medicaid transportation funds for public transit services, including ADA paratransit services.
- Support legislation to provide adequate funding for transit service as mitigation for bridge reconstruction projects.
- Seek funding for a program for a co order to provide transit users access to Transit and BART for one cost.
- Support efforts to enhance funding for service throughout California.
- Support additional funding for AC Transit development program in conjunction with District's participation in the California Partnership and the Education and partnership with Lawrence Hall of Science Energy Research Center and Chabot Science Center.
- Oppose efforts to suspend Proposition 13 is accompanied by a comparable revenue source.
- Oppose proposals that would jeopardize commitments approved by the California Transportation Commission for Traffic Relief Program projects.
- Support effort to allow gas tax revenue for mass transit purposes.
- Support local ability to increase fees for local mass transit purposes.

Equipment and Operations

- Support efforts to improve the functionality or efficiency of bus operations at the Transbay Transit Center.
- Support legislation or administration action to direct Caltrans to adopt policies to expedite bus travel through congestion in HOV lanes and on other state highway routes used by buses.
- Support legislation to clarify existing law exempting public transit vehicles from local truck route ordinances.
- Support legislation to give transit agencies the authority to enforce ordinances that they adopt.

Transit Incentives

- Support legislation to provide incentives for employees and employers to utilize public transportation, including tax credits for purchasing transit passes.
- Support legislation to provide basic liability insurance to all licensed California drivers, paid for by the price of fuel.

Administrative Issues

- Support legislation to require that representatives of AC Transit and other parties designated under TEA-21 are included as voting members of the Metropolitan Transportation Commission.
- Support increase of meeting fees for AC Transit Directors based upon a cost of living adjustment.
- Support Clean Air Initiatives that encourage increased public transit use.
- Support lowering the 2/3 supermajority vote for local transportation taxes.
- Support efforts to allow for the continued use of colored head signs.
- Support legislation establishing a universal health care program.

Measure B

Mass Transit

In Central County, the District restructured routes and implemented additional service based upon estimates. The restructuring plan increased frequencies during the day and added service later in the evenings. The implementation was constrained to the level of revenue generated from the Measure B. In North County, the District maintained the higher service levels implemented in 1999 in anticipation of the higher funding that would be provided through Measure B.

Paratransit

The District, in conjunction with BART, provided Paratransit Service to disabled persons, certified as eligible for Paratransit and unable to use regular fixed route buses or trains, because of their disability, in Alameda County. The destination of trips has been within ¼ miles of an operating bus route or BART station. In addition, such service has been provided to riders.

Welfare-to-Work

The District sustained a portion of the match for the Hayward Industrial Services lines 83, 86 and 386 in Central County, as well as all-night "owl" service on trunk lines in North and Central County. The District also maintained "owl" service in West Oakland that was initially funded by external monies funneled through the City of Oakland.

[Rider Info](#) | [Customer Assistance](#) | [Planning Focus](#) | [Environment](#) | [About Us](#) | [Careers](#) | [Purchasing](#)

Copyright 2001-2003 AC Transit All Rights Reserved.
[Terms and conditions](#)



Rider Info

[Rider Info](#) | [Customer Assistance](#) | [Planning Focus](#) | [Environment](#) | [About Us](#) | [Careers](#) | [Purchasing](#)

RIDER GUIDES

- Maps & Schedules
- Fares, Tickets & Passes
- SF & Peninsula
- NextBus
- Buses to Schools
- Explore the East Bay
- Rider Guides
- In Translation
- Subscribe to e-News

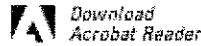
- >> [Bus Accessibility](#)
- >> [Bikes on Buses](#)
- >> [Paratransit](#)
- >> [Wheelchair Securement \(87 KB Adobe Acrobat file\)](#)



Search:

[Advanced Search](#)


Adobe's PDF format documents are the best way to transport content rich documents over slow Internet connections. The AC Transit Web site carries a great number of PDF documents. Download today the plug-in or full version Reader application so you can take advantage of great stuff found on this page and the rest of the site.



Try these links to find specific documents:

- [Find a GM Memo](#)
- [Find a Board Policy](#)

Bay Area Regional Transit Guide



Welcome to the Bay Area Regional Transit Guide. Whether you're a local resident, a tourist, or a weekend explorer, you'll find everything you need to navigate the nine counties by bus, train, trolley, cable car and ferry. The guide covers the entire 7,000 square mile Bay Area, from Cloverdale to San Francisco with directions to 250 of the most popular destinations, from museums to shopping centers.

[Order guide online.](#)

[Rider Info](#) | [Customer Assistance](#) | [Planning Focus](#) | [Environment](#) | [About Us](#) | [Careers](#) | [Purchasing](#)

Copyright 2001-2003 AC Transit All Rights Reserved.
[Terms and conditions.](#)



Rider Info

[Rider Info](#) [Customer Assistance](#) [Planning Focus](#) [Environment](#) [About Us](#) [Careers](#) [Purchasing](#)

PARATRANSIT

[Maps & Schedules](#)

[Fares, Tickets & Passes](#)

[SF & Peninsula](#)

[NextBus](#)

[Buses to Schools](#)

[Explore the East Bay](#)

[Rider Guides](#)

[In Translation](#)

[Subscribe to e-News](#)

Search:

[Advanced Search](#)

Try these links to find specific documents:

[Find a GM Memo](#)

[Find a Board Policy](#)

What is East Bay Paratransit?

East Bay Paratransit (EBP) is transportation for people who are unable to use AC Transit buses or BART due to a disability or a disabling health condition. It is sponsored by AC Transit and BART to meet the requirements of the Americans with Disabilities Act (ADA). Rides from your starting location to your destination are provided in an equipped van. It is not necessary for the rider to wait at a bus stop or to go to a BART station.

Where is service available?

Service is available in the same area where AC Transit operates--from Richmond/Pinole in the North, to Fremont in the South, and to Castro Valley in the East. Service is available to and from points in San Francisco. Riders can transfer to paratransit services in other parts of the Bay Area.

At what times is service available?

Service is available during the hours when AC Transit buses or BART trains are running in each particular area. For more information, reservations staff can tell you if service is available when and where you want it.

How is service provided?

A central office takes ride requests and schedules the trips. Contracted paratransit operators carry passengers in vehicles marked with the EBP logo. You will share the vehicle with other paratransit riders.

How can I receive the service?

All riders must be certified as eligible to use the program. People who are unable to use buses or BART due to a disability or disabling health condition are eligible to use EBP service. A few examples of such disabilities include memory problems which prevent a person from remembering which bus line to take, the inability to control a vehicle well enough to board a bus or BART train, or a severe mobility problem which prevents a person from walking to the nearest bus stop.

To receive an application to apply for eligibility, or for more information, call EBP's Certification Department at the number at the end of this flyer. Certification must be renewed every three years.

Once I am certified, how can I make a trip?

You must make a reservation to schedule your ride. EBP takes reservations up to seven days in advance. The reservation center is open for calls between 7:00 am to 7:00 p.m., seven days a week. If you wait until the day of your trip to make a reservation, you must call before 5:00 p.m. If you want to go to the same place at the same time on a regularly scheduled basis, such as daily, weekly, or several days per week, you can also arrange subscription reservations.

What information do I need for making a reservation?

To make a reservation, you will be asked for this information for both the pick-up and drop-off locations:

- street address
- city
- zip code
- phone numbers
- desired pick-up time
- appointment time

What do I do on the day of my trip?

When you reserve a ride, you will be given a 30-minute "window" in which to expect your ride. The paratransit

come to your pick-up address. You must be ready to board the vehicle at the beginning of your 30 minute ride. If the driver cannot locate you within 5 minutes of arriving, he or she may leave without you, in order to pick up other riders. If your ride is late, you may call customer services at EBP to find out the estimated time of arrival.

What assistance can the driver give?

The driver can provide some limited assistance, such as knocking or ringing to let you know of their arrival and to steady the door to assist you to the vehicle. Drivers must stay within sight of their vehicle, so they may not enter the ground floor lobby of any building, or seek you out in an inside office, apartment, or waiting room. Drivers are not permitted to enter residences. The driver will assist you with small packages, for example, up to two standard grocery bags. The driver cannot move a person in a wheelchair up or down steps.

What if my plans change and I need to cancel my ride?

You may cancel your ride without penalty up to two hours before your pick-up time. If you do not cancel your ride in less than two hours, you may be considered a "no show". If you no show three times in three months, your service may be suspended for 30 days.

How much do I pay for my trip?

The fare depends on the length of the trip you are taking. The reservationist and the driver will both let you know the amount of the fare:

For Service in the East Bay

Fare	Distance
\$3.00	0 - 8 miles
\$4.00	8 - 12 miles
\$5.00	12 - 20 miles
\$6.00	20 or more miles

For East Bay Service to / from San Francisco*

Fare	Distance
\$6.00	For destinations up to the Civic Center BART station
\$7.00	For destinations beyond Civic Center BART station

* Some San Francisco trips will require an additional MUNI charge of \$1.65

Fares can be paid either in exact change or with EBP tickets.

EBP ride tickets are available by mail from EBP, at the AC Transit and BART ticket offices, and at some stations. There is no fare for personal care attendants, but a companion traveling with you pays the same fare as you do. Trips to other paratransit services and trips to points in San Francisco may have additional charges.

What if I have a problem with my ride?

Customer service staff are available on the telephone during all hours that East Bay Paratransit operates. We can help you with things like an estimated arrival time for a ride which is running late. If you want to register a complaint, you can leave a telephone message with the details, and you will receive a written response later.

What other information is available?

Materials, such as the application form, the Riders' Guide, and newsletters, are available in alternative accessible formats. These include large print, Braille, audio tape, and computer diskette.

Are there other paratransit services besides East Bay Paratransit?

Yes. All the transit agencies in the Bay Area (MUNI, CCCTA, WestCAT, Union City Transit, etc.) offer paratransit services for people with disabilities in their areas. In addition, some cities, counties, or social service agencies offer separate paratransit services. Status as a senior, without specific disabilities, may qualify a person for paratransit services.

services from some cities or agencies.

**Quick Reference Numbers
at East Bay Paratransit
(510 Area Code)**

General Information
287-5000 or
1-(800)-555-8085

Certification Phone
287-5000, press 6
1 - (800) 555-8085

Reservations
287-5040 or
1-(800)-555-8085, press 4

Cancellations
287-5035 or
1-(800) 555-8085, press 5

Late Ride Inquiries
287-5035 or
1-(800)-555-8085, press 5

Comments or Complaints
287-5035 or
1-(800)-555-8085, press 5

TTY device for hearing impaired
287-5065


[Rider Info](#) | [Customer Assistance](#) | [Planning Focus](#) | [Environment](#) | [About Us](#) | [Careers](#) | [Purchasing](#)

Copyright 2001-2003 AC Transit All Rights Reserved.
[Terms and conditions](#)

ATTACHMENT C

Photos of signage/projects/programs

Your
MEASURE B
Sales Tax Dollars
at Work



ALAMEDA COUNTY TRANSPORTATION IMPROVEMENT AUTHORITY

Your
Measure B
Sales Tax
Dollars at Work

*Alameda County's half-cent sales tax
helps fund AC Transit bus service*

Su dinero
de impuestos de la
Medida B
esta trabajando

*El medio centavo de impuestos a la venta del
Condado de Alameda ayuda a financiar los
servicios de autobuses de AC Transit*

您的
B提案
銷售稅收入
為您服務

*阿拉米達縣半分收入銷售稅，
幫助資助AC巴士服務*

